

Gather Town Instructions

We are excited to use a new platform – Gather Town for the 24th Annual DAGMEC Virginia C. Woods Resident/Fellow Research Forum! The platform will walk you through a tutorial when you join, the instruction guide below provides the most important points for participating in the forum activities.

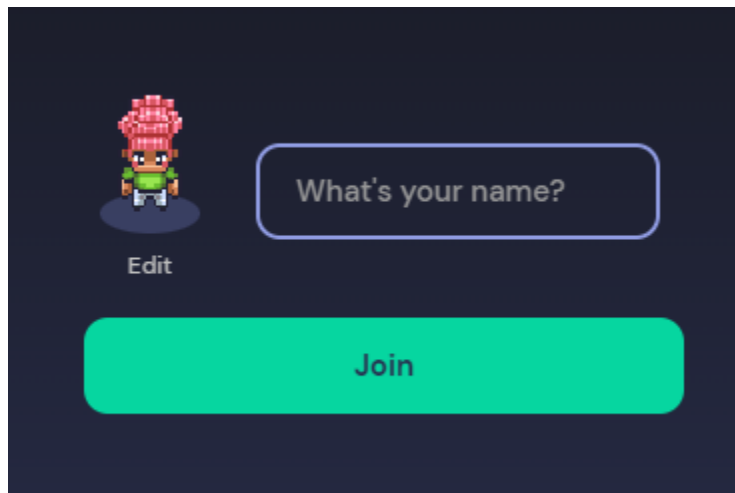
IMPORTANT: Please use Google Chrome or Firefox browsers. Mobile and Safari do not work well.

THIS WORKS BEST on a computer, not a phone

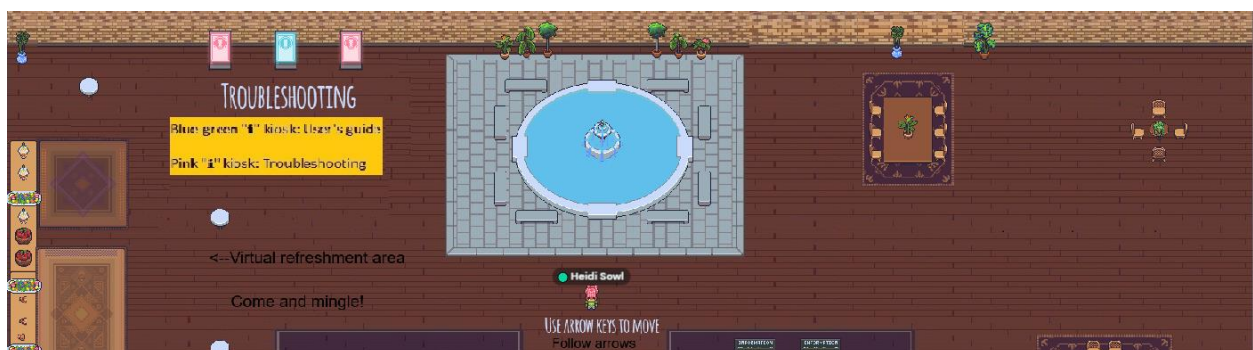
MOST ISSUES CAN BE RESOLVED BY REFRESHING YOUR PAGE – please try that first

To Join Gather Town:

1. Navigate to <https://gather.town/app/mgqDQxSJU3uiChI2/2023%20DAGMEC%20Forum>
2. Click 'Request Permissions' to allow the site to access your camera and microphone
3. Enter your name (as it would appear on a name tag). You can change the appearance of your avatar as well by clicking 'Edit'. When you're happy with your character, click on "Join".



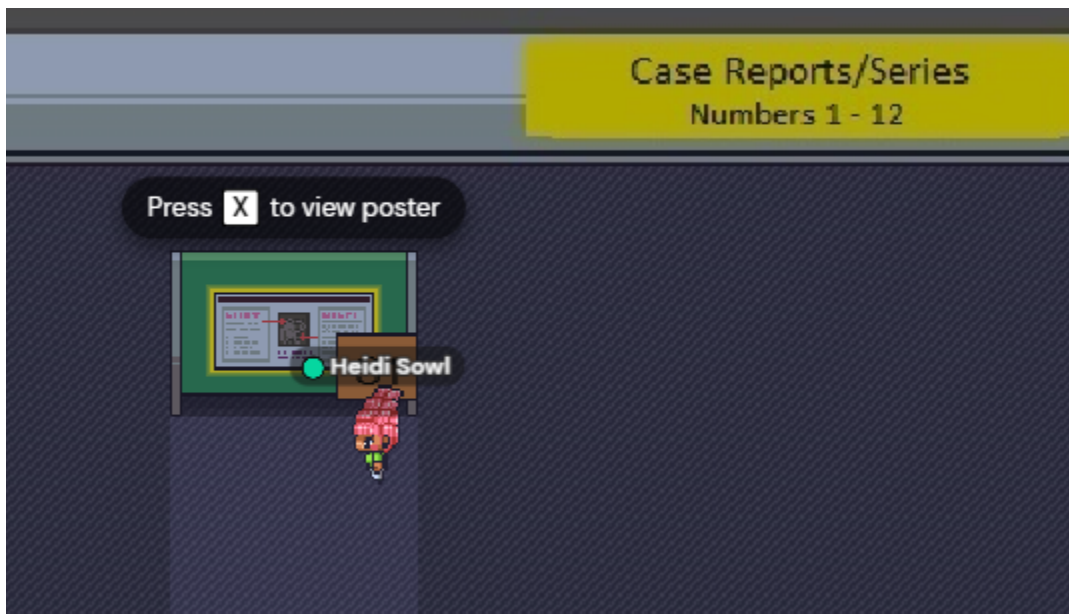
4. Upon entry, this is what you will see:



****When you arrive, kindly click on your name in the lower L hand corner of your screen, and in the box saying "Add text status," please type in your department/position. Thanks!**

Navigating in Gather

1. To get around, use your keyboard arrows to make your avatar walk.
2. Your video and audio automatically connects to others when you get close. Once you start walking away, the video and audio fade out.
3. Many objects in the gather space allow you to interact with them. Press 'x' on your keyboard to interact. For example, to view a full screen version of a poster from our poster session, press 'x' on your keyboard. (See image below)



There are rooms for each category of poster.

5 rooms for Case Reports

1 room for Research

1 room for Patient Safety

1 room for Fellows

Inside the room, the posters are organized in numerical order.

C= Case Reports/Series

R = Research

PS = Patient Safety

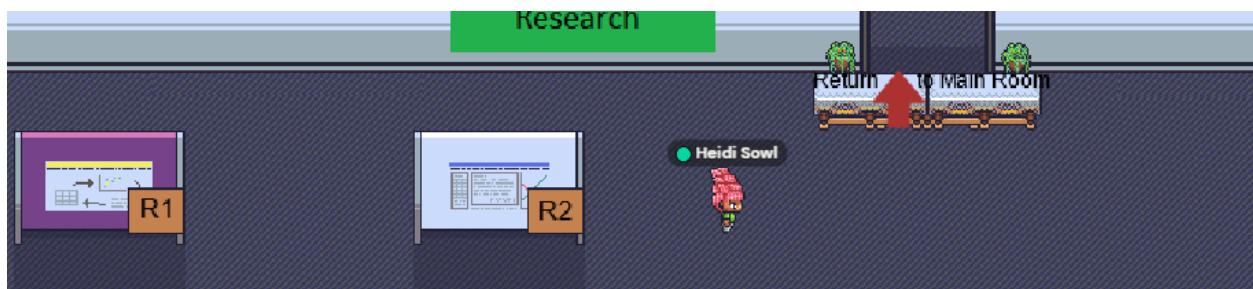
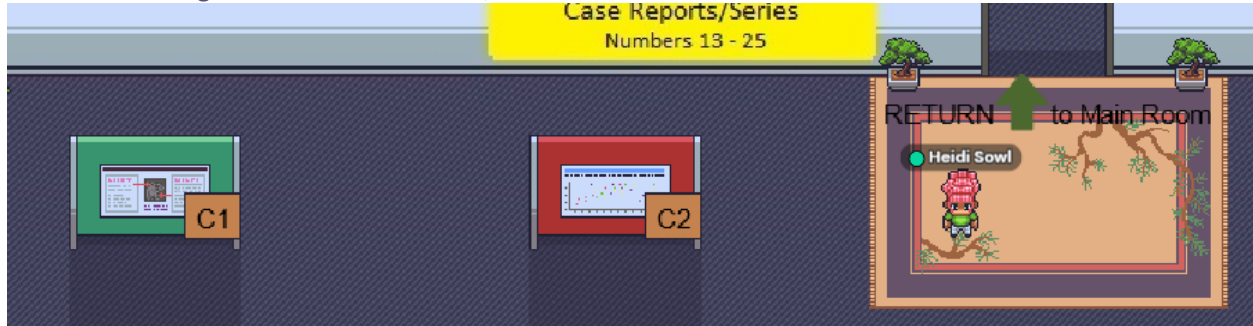
F = Fellows

DAGMEC

Dayton Area
Graduate Medical Education
Community

24th Annual Virginia C. Woods Resident/Fellow Research Forum

Case Reports/Series
Numbers 13 - 25




DAGMEC

Dayton Area
Graduate Medical Education
Community

24th Annual Virginia C. Woods Resident/Fellow Research Forum

You can walk between rooms without having to go back out to the lobby area. Just look for the doors on the right-hand or left-hand side:



JUDGES:

Please have the list of assigned posters you are judging – there are no time slots. You will have from 5-6:45pm to meet with all your assigned authors and judge their poster.

RESIDENTS/FELLOWS:

Please stay in your assigned space so your judges can find you and meet with you to discuss your work. Once you have talked with your 3 judges, you are free to go look at other posters and otherwise explore the forum. But please **do not leave** until the end of the forum. Thanks!

→IF YOU HAVE NOT MET WITH YOUR 3 JUDGES by 6:30pm, please right-click on one of the volunteers avatar and send them a chat message letting them know 1. Your name, 2. Poster number, and 3. the names of the judges who have already talked with you.

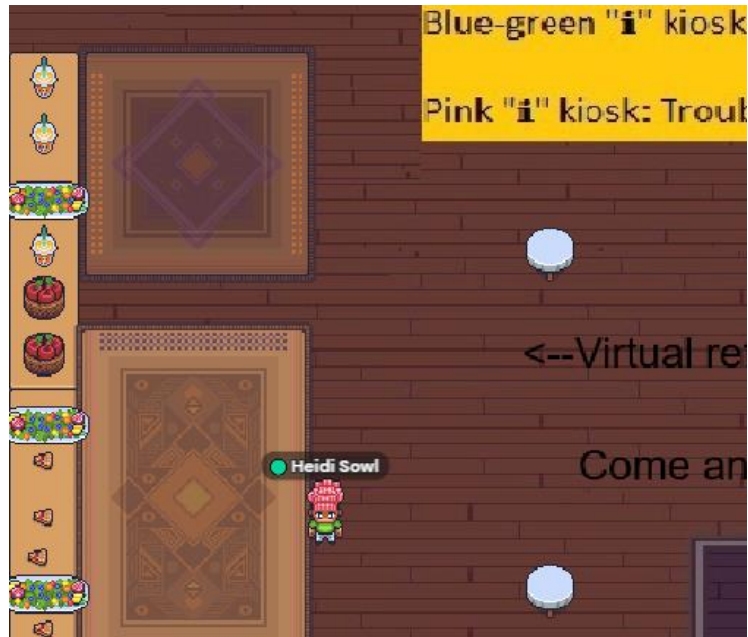
please make sure you have the list of your judges available to you so you can make sure you have spoken to the judges assigned to your poster

DAGMEC

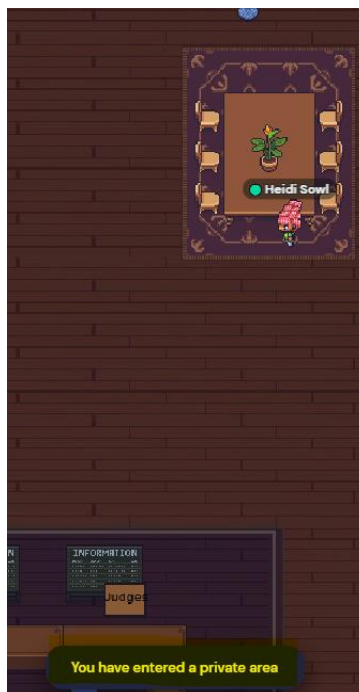
Dayton Area
Graduate Medical Education
Community

24th Annual Virginia C. Woods Resident/Fellow Research Forum

When you have finished judging, or presenting your work, feel free to explore the forum:
Meet at the 'refreshment area' to mingle:



Or have a private conversation at one of the many tables around the forum. You will notice in the bottom of the screen when you are entering a private space:



DAGMEC

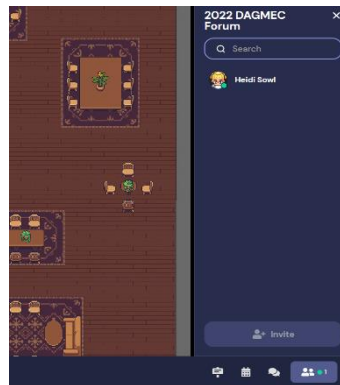
Dayton Area
Graduate Medical Education
Community

24th Annual Virginia C. Woods Resident/Fellow Research Forum

Other things to note:

Searching for someone?

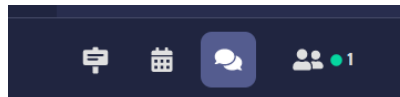
On the right side of the screen, a list of participants will appear by clicking on the people icon at the bottom left. You can search the participants you'd like to interact with. If you select locate, a direction line will show up, just follow that to reach the desired participant. Stop locating the person by clicking on their icon again and selecting "Stop locating". If you click "follow", and the person agrees to let you follow them, you will be brought directly to where they are. (Stop following someone by moving with your arrow keys.)



There is a text chat function, too

Click on the People icon, then on the person that you want to chat with. Chat by typing in their "message" box.


Or, click on the third icon from the bottom on the right side:



Click on "Inbox", then "New Message", type in their name and your message.

You can also chat with everyone nearby you by clicking on "Nearby."

Or chat with everyone in the room by clicking on "Room."



ENJOY THE FORUM!!